

2020 STUDENT SURVEY

MARIJUANA MISUSE BY YOUTH IN SOUTHWEST OHIO

The PreventionFIRST! (PF!) Student Survey is a youth survey administered every other year. Results of the Student Survey provide comprehensive descriptions of the self-reported drug use patterns of area youth. In addition to substance use/misuse, students are asked about gambling behaviors, school climate, and other factors associated with substance use/misuse. The following data is the results to the 2019-2020 survey cycle.

METHODOLOGY

Every tri-state area school is invited to participate. Overall, 38,753 students completed the localized version of the Pride Surveys Questionnaire between October 2019 and November 2019. Students in school the day(s) the survey was conducted, completed the survey. No surveys were conducted outside of the school building.

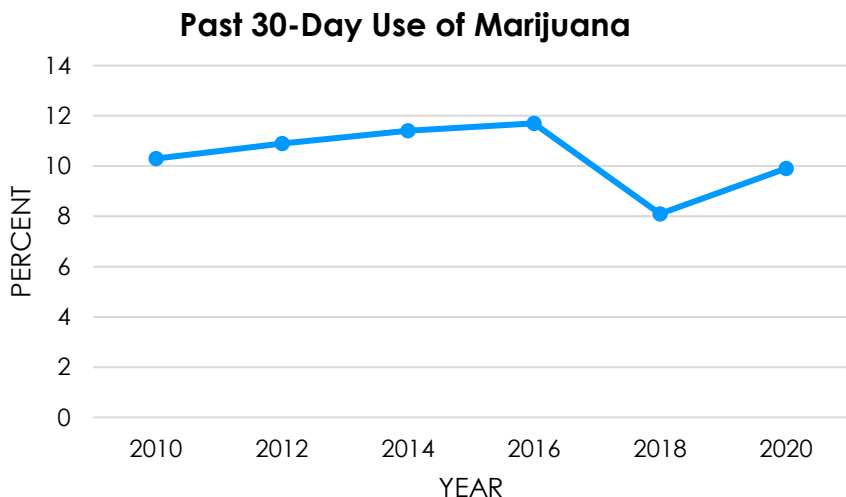
DEMOGRAPHICS

The data reported comes from a census of 77 public and private schools from the 7th-12th grade student population from Butler, Clermont, Hamilton, and Warren counties in Ohio. The racial/ethnic makeup of respondents is representative of the schools who participated.

Four Key Measures for Marijuana Misuse

| Measure | Past 30-Day Use | Perception of Harm ¹ | Parental Disapproval ² | Friend Disapproval ² |
|------------------|-----------------|---------------------------------|-----------------------------------|---------------------------------|
| Marijuana | 9.9% | 60.6% | 88.4% | 66.7% |

¹Percent responding harmful or very harmful ²Percent responding that parent or friend feels behavior is wrong or very wrong



2020 Past 30-Day Use of Marijuana by Grade

| GRADE | PERCENT |
|------------------|---------|
| 7 th | 2.3% |
| 8 th | 4.7% |
| 9 th | 7.2% |
| 10 th | 11.9% |
| 11 th | 17.3% |
| 12 th | 19.3% |

Key Contact:

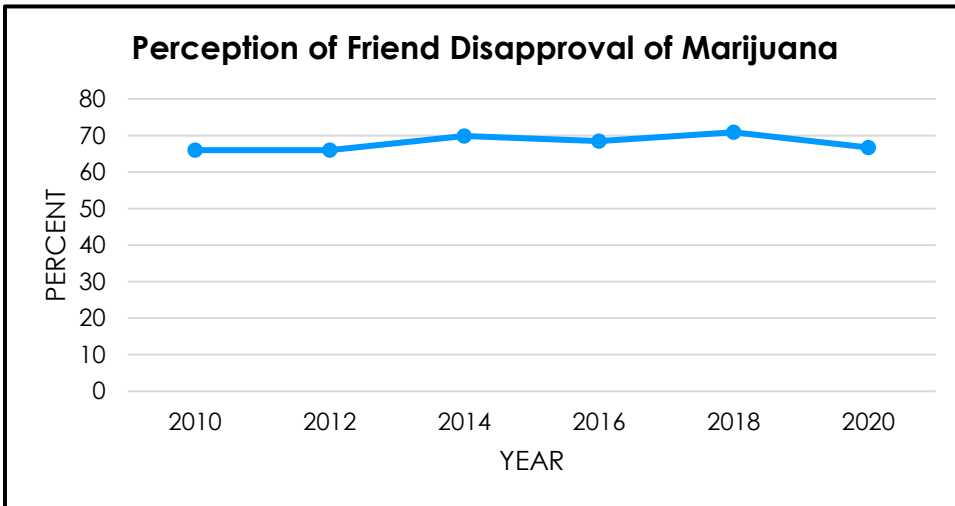
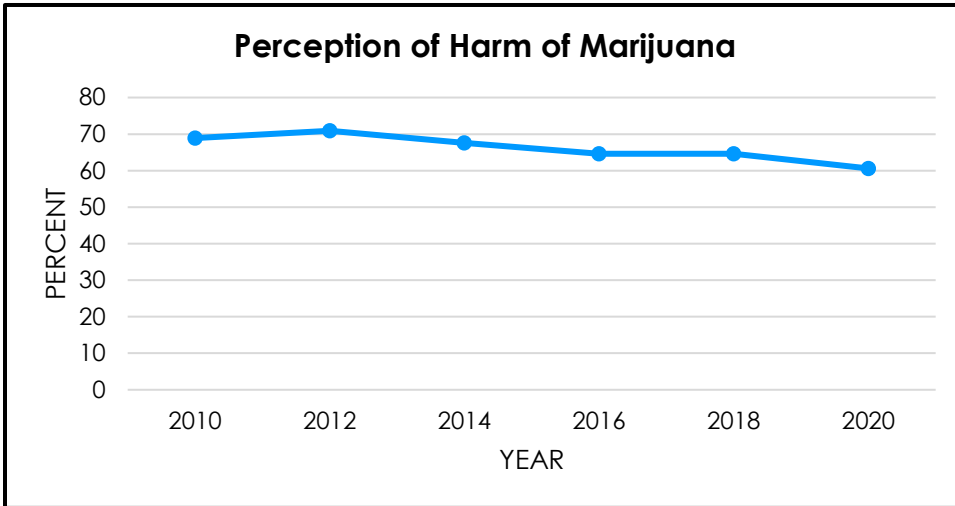
Sarah Sawmiller, Manager of Evaluation

MPH, OCPS, CHES

ssawmiller@prevention-first.org

MARIJUANA MISUSE BY YOUTH IN GREATER CINCINNATI

2020 STUDENT SURVEY



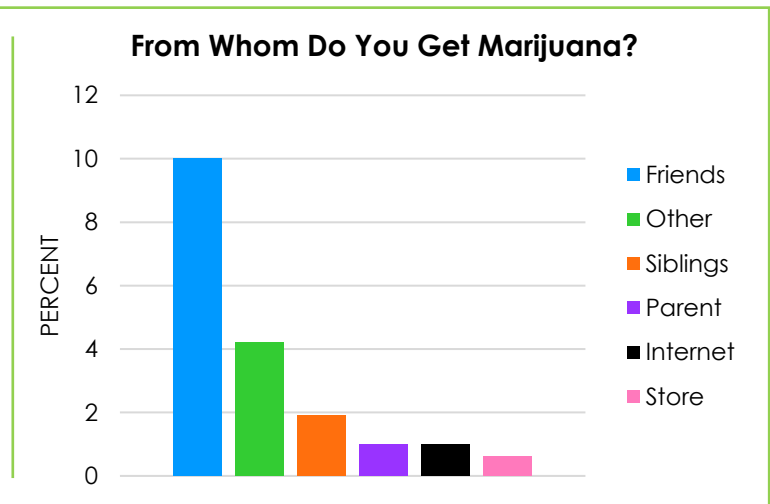
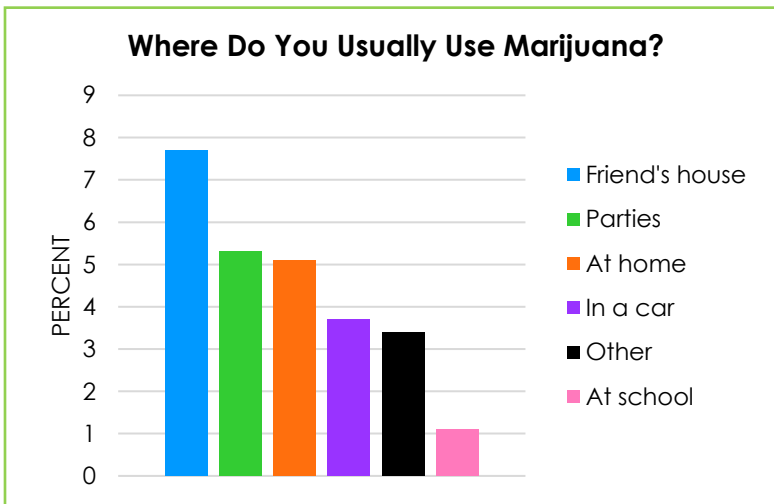
Age of First Use for Marijuana is **13.9 years old**.

18.9% of students said that their friends use Marijuana

Weekends were the most reported time for using Marijuana, at **8.9%**.

Perception of Harm for Marijuana Decreased **4.0%** from 2018 to 2020.

In terms of **availability**, **29.9%** of students reported that it was fairly/very easy to obtain Marijuana.



ADDITIONAL INFORMATION

Visit: www.prevention-first.org for topic summaries & regional finding for 2000 - 2020

Special thanks to: Charles H. Dater Foundation · Hamilton County MHR SB · Interact for Health · Louis and Louise Nippert Charitable Foundation · Ohio MHAS · PRIDE Surveys, Inc · Robert and Adele Schiff Family Foundation · School Participants · SAMHSA Federal CARA Grant · City of Cincinnati · PNC Charitable Funds · Western and Southern Foundation · Drees Foundation · PFI Board of Trustees · Local member coalitions and other county organizations who facilitated and funded the implementation of this survey.