

2024 STUDENT SURVEY

ALCOHOL & DRUG MISUSE BY YOUTH IN SOUTHWEST OHIO

The PreventionFIRST! (PF!) Student Survey is a youth survey administered every other year. Results of the Student Survey provide comprehensive descriptions of the self-reported drug use patterns of area youth. In addition to substance use/misuse, students are asked about gambling behaviors, school climate, and other factors associated with substance use/misuse. The following data is the results to the 2023-2024 survey cycle.

METHODOLOGY

Every tri-state area school is invited to participate. Overall, 15,756 students completed the localized version of the Pride Surveys Questionnaire between September 2023 and December 2023. Students in school the day(s) the survey was conducted, completed the survey. No surveys were conducted outside of the school building.

DEMOGRAPHICS

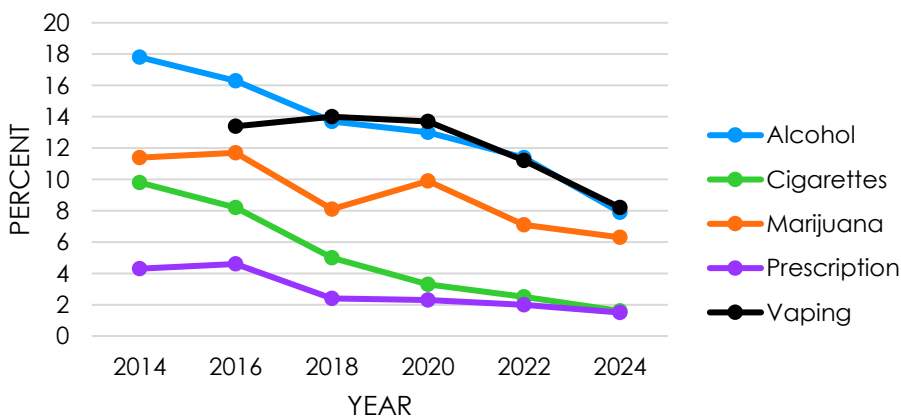
The data reported comes from a census of 38 public and private schools from the 7th-12th grade student population from Butler, Clermont, and Hamilton counties in Ohio. The racial/ethnic makeup of respondents is representative of the schools that participated.

4 Key Measures of Substance Use/Misuse for Southwest Ohio

Measure	Alcohol	Tobacco	Marijuana	Prescription Drugs ¹	Vaping
Past 30-Day Use	7.9%	1.6%	6.3%	1.5%	8.2%
Perception of Harm ²	77.3%	84.0%	63.3%	82.6%	74.2%
Parental Disapproval ³	86.8%	92.8%	89.4%	93.8%	91.7%
Friend Disapproval ³	71.0%	81.5%	74.9%	87.9%	75.4%

¹Non-medical use ²Percent responding harmful or very harmful ³Percent responding that parent or friend feels behavior is wrong or very wrong

Past 30 Day Use of Alcohol, Cigarettes, Marijuana, Prescription Drugs, & Vaping



Most kids are **NOT** using alcohol, tobacco, or other drugs.



Past 30-Day use of Marijuana decreased from 7.1% in 2022 to 6.3% in 2024.



Past 30-Day use for vaping is at the lowest level ever recorded, dropping 3.0% from 2022.

Key Contact:

Sarah Sawmiller, Senior Director of Data Integration
MPH, OCPC, CHES

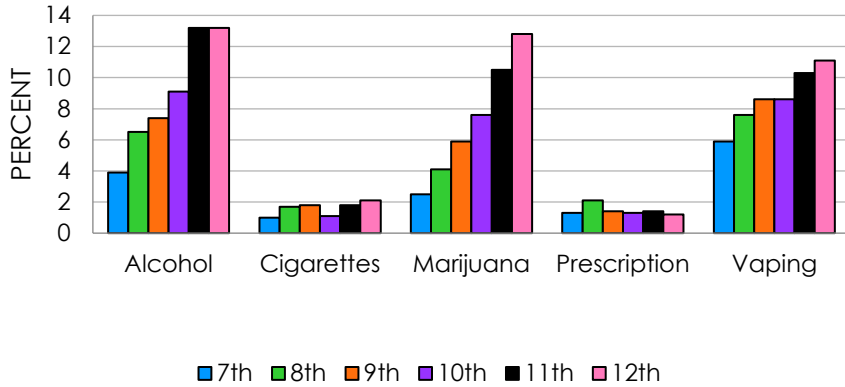
ssawmiller@prevention-first.org

ALCOHOL & DRUG MISUSE BY YOUTH IN GREATER CINCINNATI

2024 STUDENT SURVEY



30-Day Use of Alcohol, Cigarettes, Marijuana, Prescription Drugs and Vaping by Grade



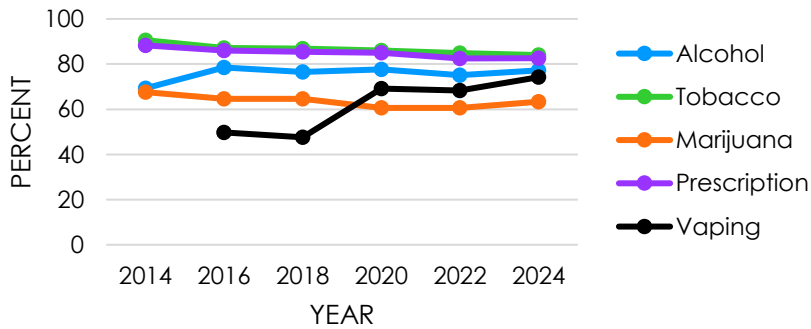
37.8% of Students said they get **8 or more hours of sleep** on an average school night.

When asked how often they experienced **depression** in the last 30-days, **19.9%** said **all /most of the time**. When asked about anxiety, **35.6%** responded **all/ most of the time**.

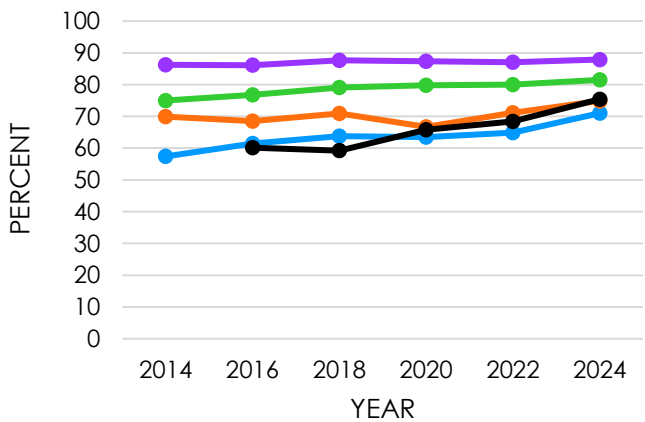
47.2% of Students said that in general they feel **stressed** often/ a lot.

When asked, "How often are you able to pull yourself out of a bad mood?" **42.0%** of students responded **often/ a lot**.

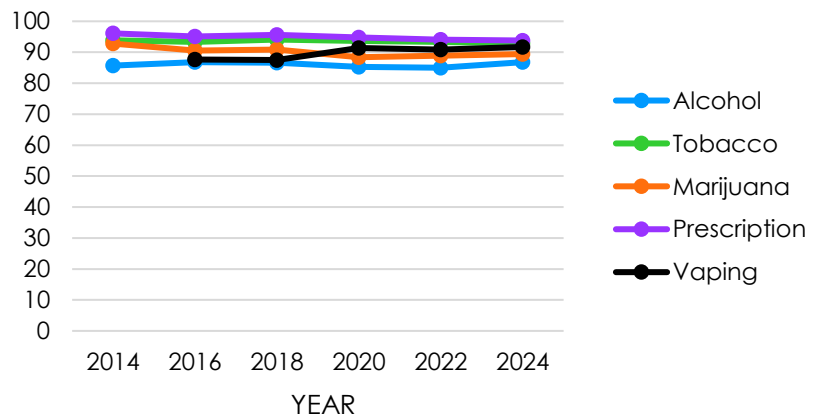
Perception of Harm



Perception of Friend Disapproval



Perception of Parental Disapproval



ADDITIONAL INFORMATION

Visit: www.prevention-first.org for topic summaries & regional finding for 2000 - 2024

Special thanks to: Charles H. Dater Foundation · Hamilton County MHRBS · Interact for Health · Ohio MHAS · PRIDE Surveys, Inc · Robert and Adele Schiff Family Foundation · School Participants · SAMHSA Federal Grant: STOP · OJJDP Federal Grant: OAYI · The Louise Taft Semple Foundation · PFI Board of Directors · Local member coalitions and other county organizations in Butler, Hamilton, and Clermont counties, who facilitated and funded the implementation of this survey.