

2020 STUDENT SURVEY

ALCOHOL & DRUG MISUSE BY YOUTH IN BUTLER COUNTY

The PreventionFIRST! (PFI) Student Survey is a youth survey administered every other year. Results of the Student Survey provide comprehensive descriptions of the self-reported drug use patterns of area youth. In addition to substance use/misuse, students are asked about gambling behaviors, school climate, and other factors associated with substance use/misuse. The following data is the results to the 2019-2020 survey cycle for Butler County, Ohio.

METHODOLOGY

12,281 seventh through twelfth grade students attending schools in Butler County, Ohio completed the localized version of the PRIDE questionnaire between October 2019 and February 2020. No surveys were conducted outside of the school building.

DEMOGRAPHICS

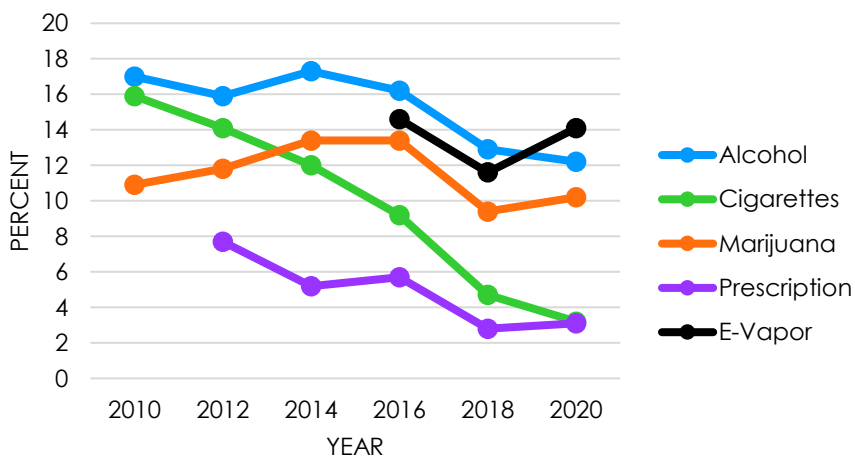
The racial/ethnic makeup of respondents is representative of the 7th-12th grade student population of the schools who participated in southwest Ohio.

4 Key Measures of Substance Use/Misuse for Butler County

| Measure | Alcohol | Tobacco | Marijuana | Prescription Drugs ¹ | E-Vapor |
|-----------------------------------|---------|---------|-----------|---------------------------------|---------|
| Past 30-Day Use | 12.2% | 3.2% | 10.2% | 3.1% | 14.1% |
| Perception of Harm ² | 76.3% | 85.1% | 58.6% | 83.4% | 66.9% |
| Parental Disapproval ³ | 86.1% | 93.6% | 87.8% | 94.3% | 90.7% |
| Friend Disapproval ³ | 63.7% | 79.7% | 65.4% | 85.8% | 64.7% |

¹Non-medical use ²Percent responding harmful or very harmful ³Percent responding that parent or friend feels behavior is wrong or very wrong

Past 30-Day Use



Most kids are **NOT** using alcohol, tobacco, or other drugs.



Past 30-Day use of Electronic-Vapor Products increased, going from 11.6% in 2018 to 14.1% in 2020.



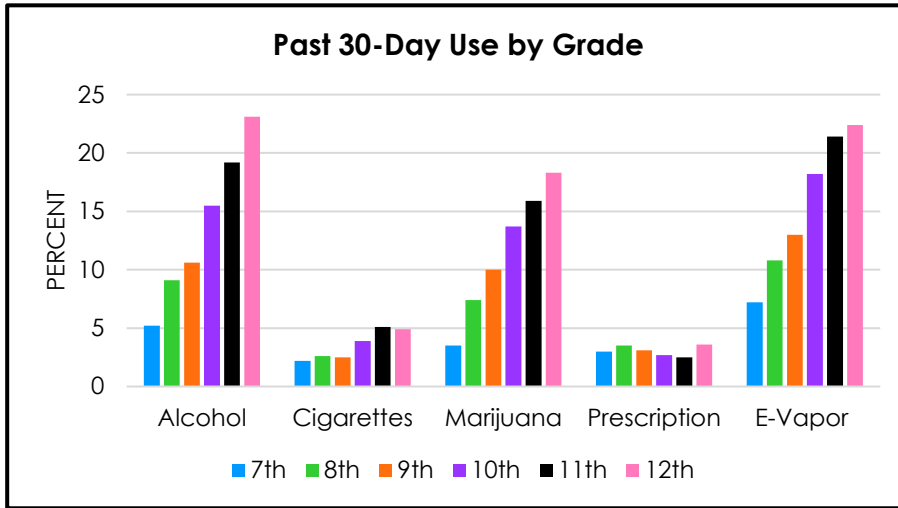
Past 30-Day use of Alcohol decreased by 0.7% from 2018 to 2020.

Key Contact:

Sarah Sawmiller, Manager of Evaluation
 MPH, OCPS, CHES
 ssawmiller@prevention-first.org

ALCOHOL & DRUG MISUSE BY YOUTH IN BUTLER COUNTY

2020 STUDENT SURVEY



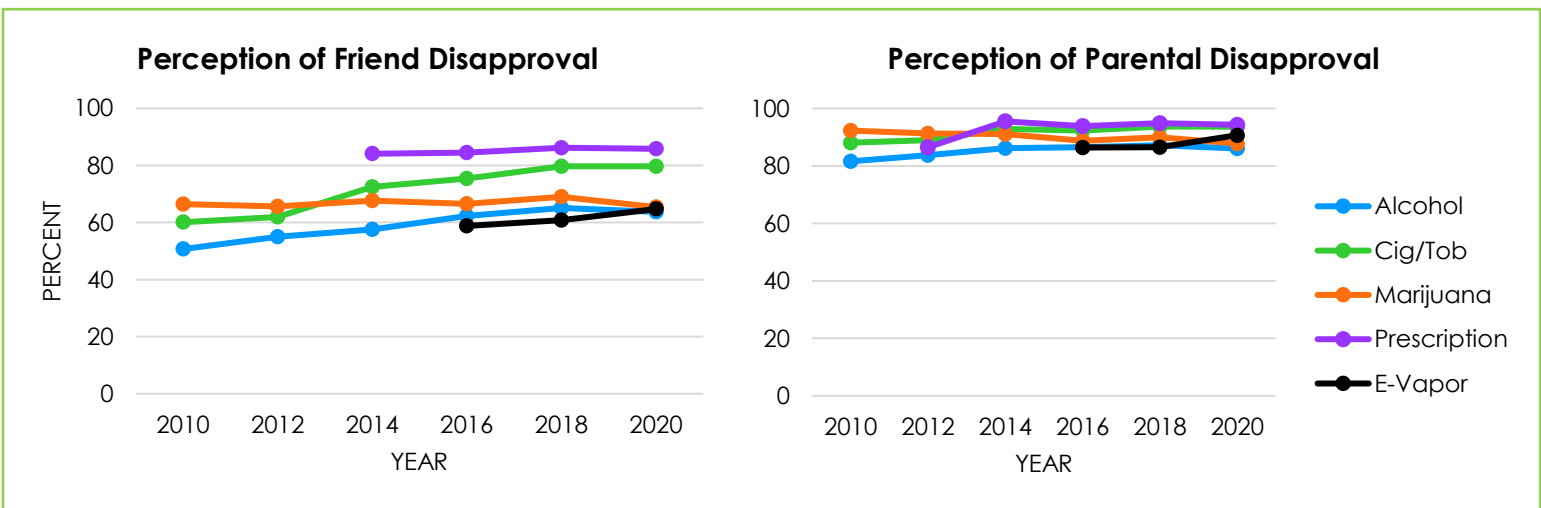
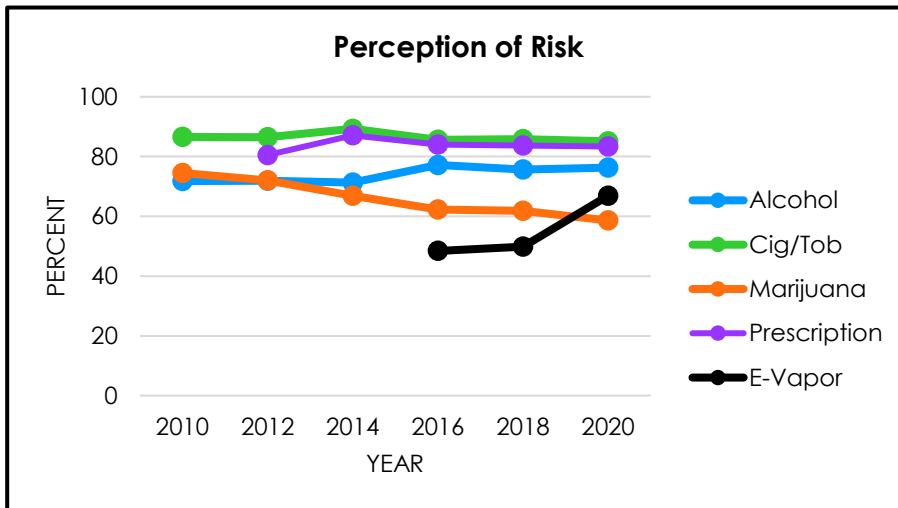
Age of First Use ranges from **12.4–13.6 years old**.

33.5% of Students said they get 8 or more hours of **sleep** on an average school night.

Perception of Harm for Electronic Vapor Products increased by **17.7%** from 2018 to 2020

54.5% of Students said that in general they feel **stressed** often/ a lot.

Alcohol and Electronic Vapor Products are perceived as **most available** with **36.2%** and **39.1%** of students reported them as fairly/very easy to obtain.



ADDITIONAL INFORMATION

Visit: www.prevention-first.org for topic summaries & regional finding for 2000 - 2020

Special thanks to: Charles H. Dater Foundation · Hamilton County MHR SB · Interact for Health · Louis and Louise Nippert Charitable Foundation · Ohio MHAS · PRIDE Surveys, Inc · Robert and Adele Schiff Family Foundation · School Participants · SAMHSA Federal CARA Grant · City of Cincinnati · PNC Charitable Funds · Western and Southern Foundation · Drees Foundation · PF! Board of Trustees · Local member coalitions and other county organizations who facilitated and funded the implementation of this survey.