



# Student Drug Use Survey

## 2018 Regional Findings

# Who We Are

- PreventionFIRST!, formerly the Coalition for a Drug-Free Greater Cincinnati, was founded in 1996 as a comprehensive effort to reduce alcohol and drug use/misuse.
- We serve the tri-state region where Ohio, Indiana and Kentucky converge.



# What We Do

- Mission: to promote healthy behaviors by sparking and sustaining community change.
- Overarching Goals: more communities are engaged in prevention and more people make healthy choices
- It is our vision that people make healthy choices in every stage of life.



# Strategic Pathways

- Center for Prevention Science – to ensure data-driven decision-making for prevention action.
- Center for Community Engagement – to strengthen & support local, neighborhood anti-drug efforts.
- Center for Prevention Action – to establish & strengthen collaboration across community sectors to implement evidence-based prevention.



# Coalition Approach

- Build and expand community partnerships
- Increase public awareness to build community readiness to address the problem
- Empower families and youth with knowledge to practice prevention
- Limit access to addictive substances
- Expand early detection and intervention
- Impact policy for long-term change



# Survey Methodology

- Pride Surveys questionnaire
- Administered every two years - 10th cycle since 2000
  - Collected October 1, 2017 - December 15, 2017
- 32,982 seventh through twelfth grade students from 80 schools completed the survey.
- Respondents from public & private schools across 6 counties in southwest Ohio.



# Key Findings & Trends



# Areas of Progress

- Since 2000:
  - Alcohol use declined 54%
  - Tobacco use declined 64%
  - Marijuana use declined 46%
  - Ease of Availability has decreased by one third.
- Since 2004:
  - Parental Disapproval has improved 5-11%
  - Peer Disapproval has improved 17-29%
- Since 2012:
  - Prescription Drug use declined 63%



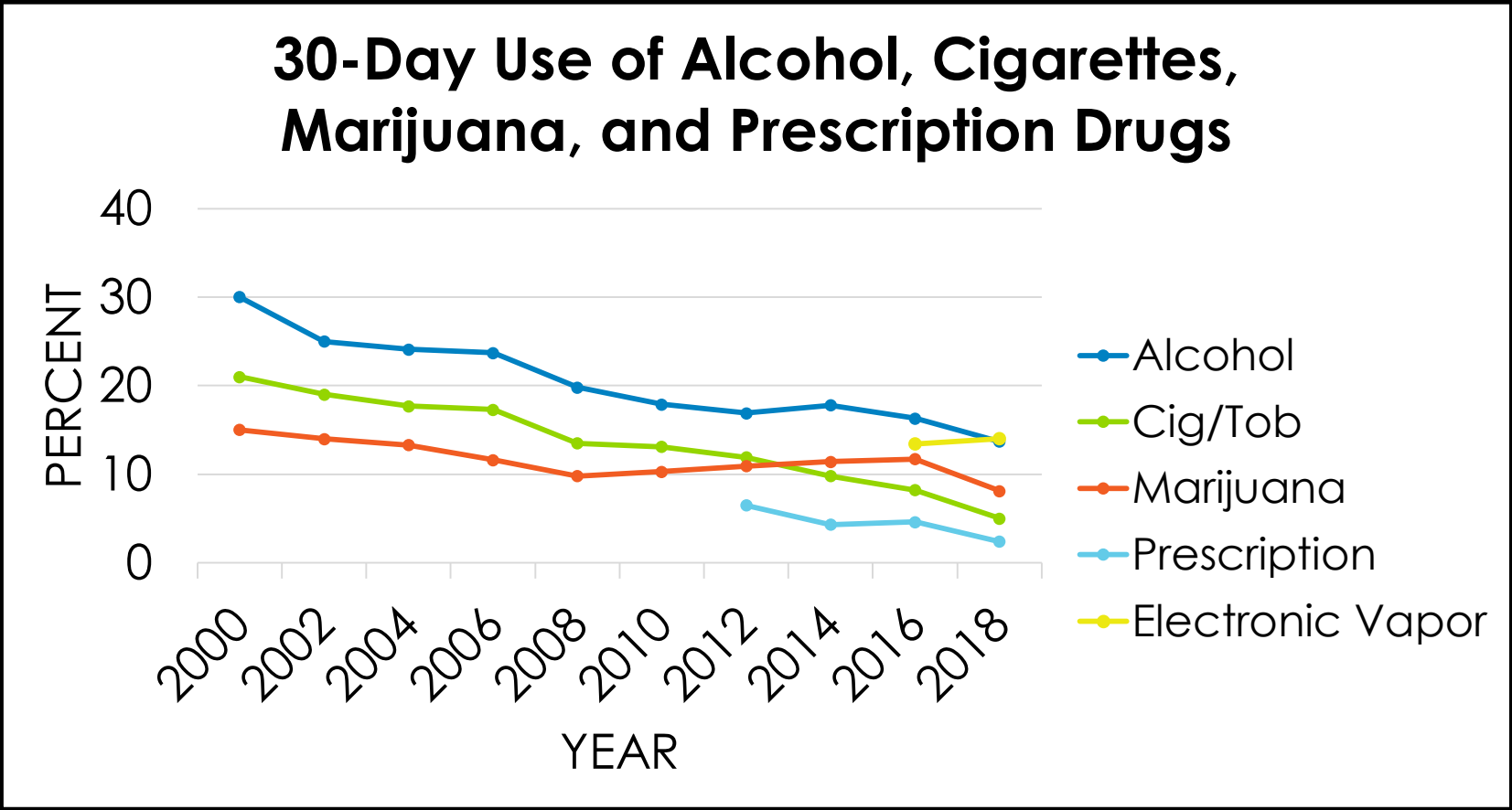


# Prevalence of Use

2018 Student Drug Use Survey	During the past 30-Days...
Alcohol	13.7%
Cigarettes/Tobacco	5.0%
Marijuana	8.1%
Prescription Drugs	2.4%
Electronic-Vapor	14.0%



# Overall, most youth are NOT using!



# National Comparison of 12th gr.

Core Measure: 30-Day Use (12 <sup>th</sup> grade students)	Student Drug Use Survey (regional) 2018	Monitoring the Future (national) 2017
Alcohol	30.3%	33.3%
Cigarettes/Tobacco	10.0%	9.7%
Marijuana	18.7%	21.3%
Prescription Drugs	3.2%	5.9%
Electronic Vapor	25.7%	16.6%

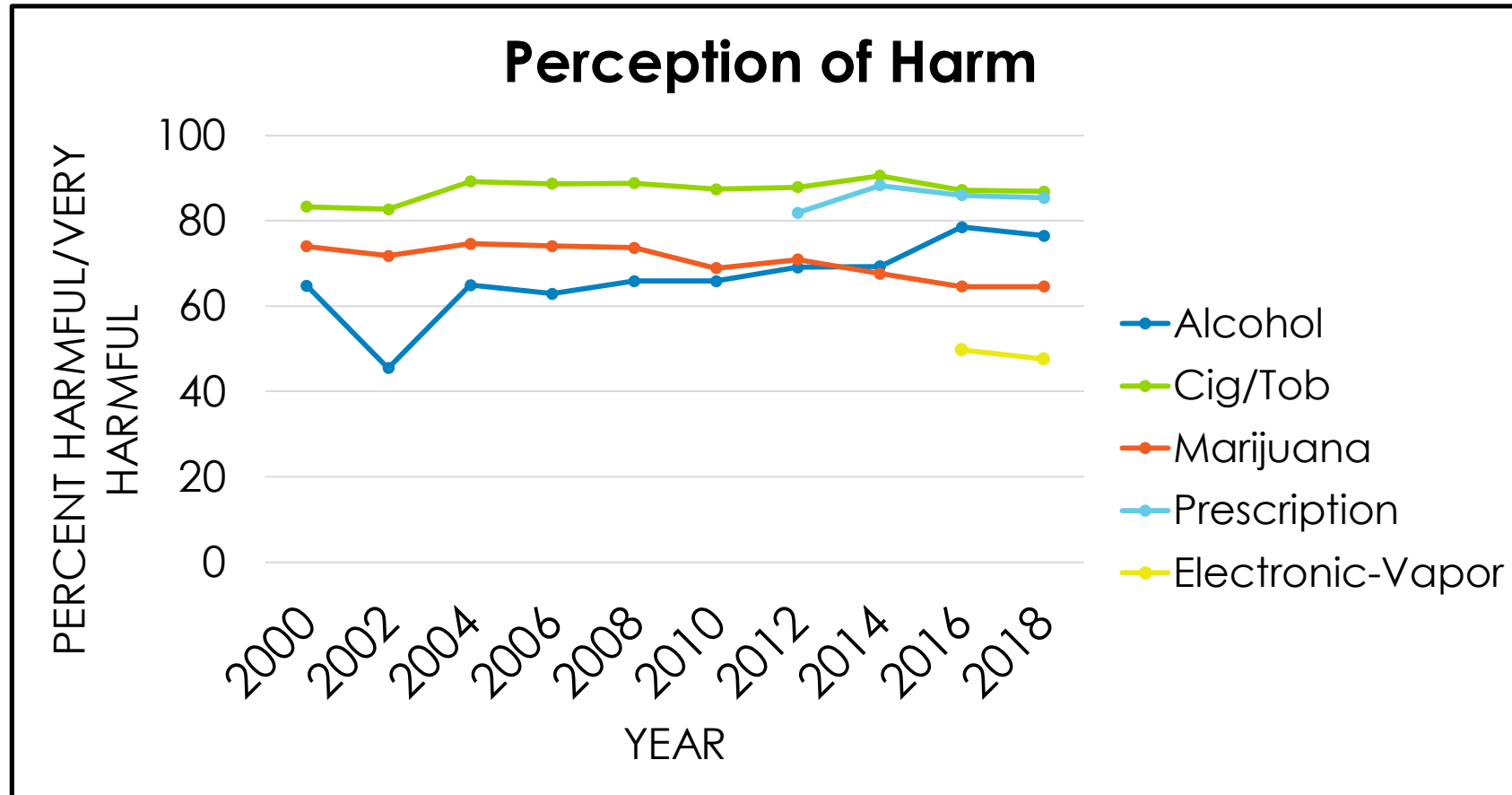


# Perception of Harm

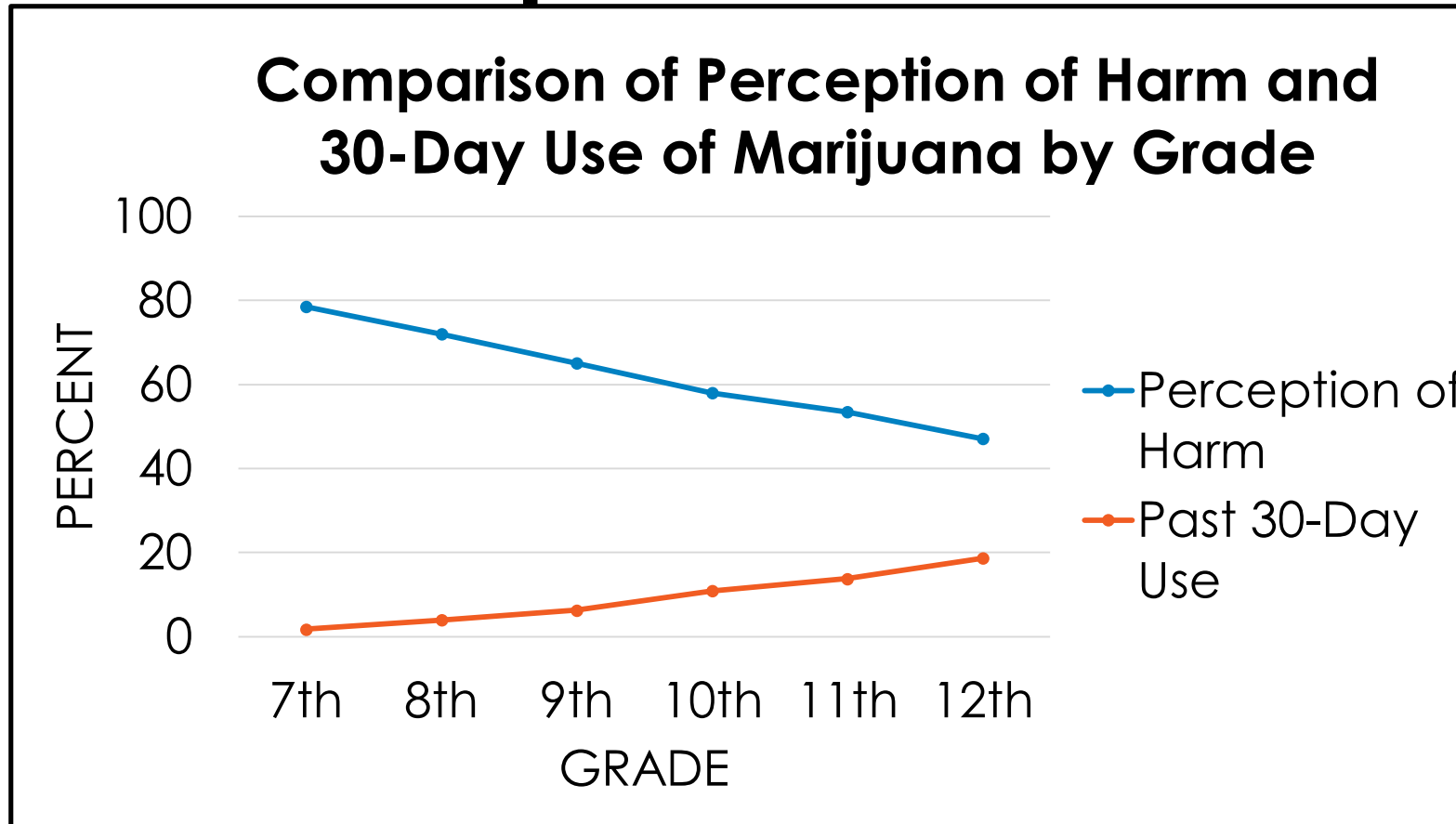
2018 Student Drug Use Survey	Harmful/Very Harmful
Alcohol	76.5%
Cigarettes/Tobacco	86.9%
Marijuana	64.6%
Prescription Drugs	85.4%
Electronic-Vapor	47.6%



# Electronic Vapor perceived as least harmful



# Marijuana: Perception of Harm Impact on Use

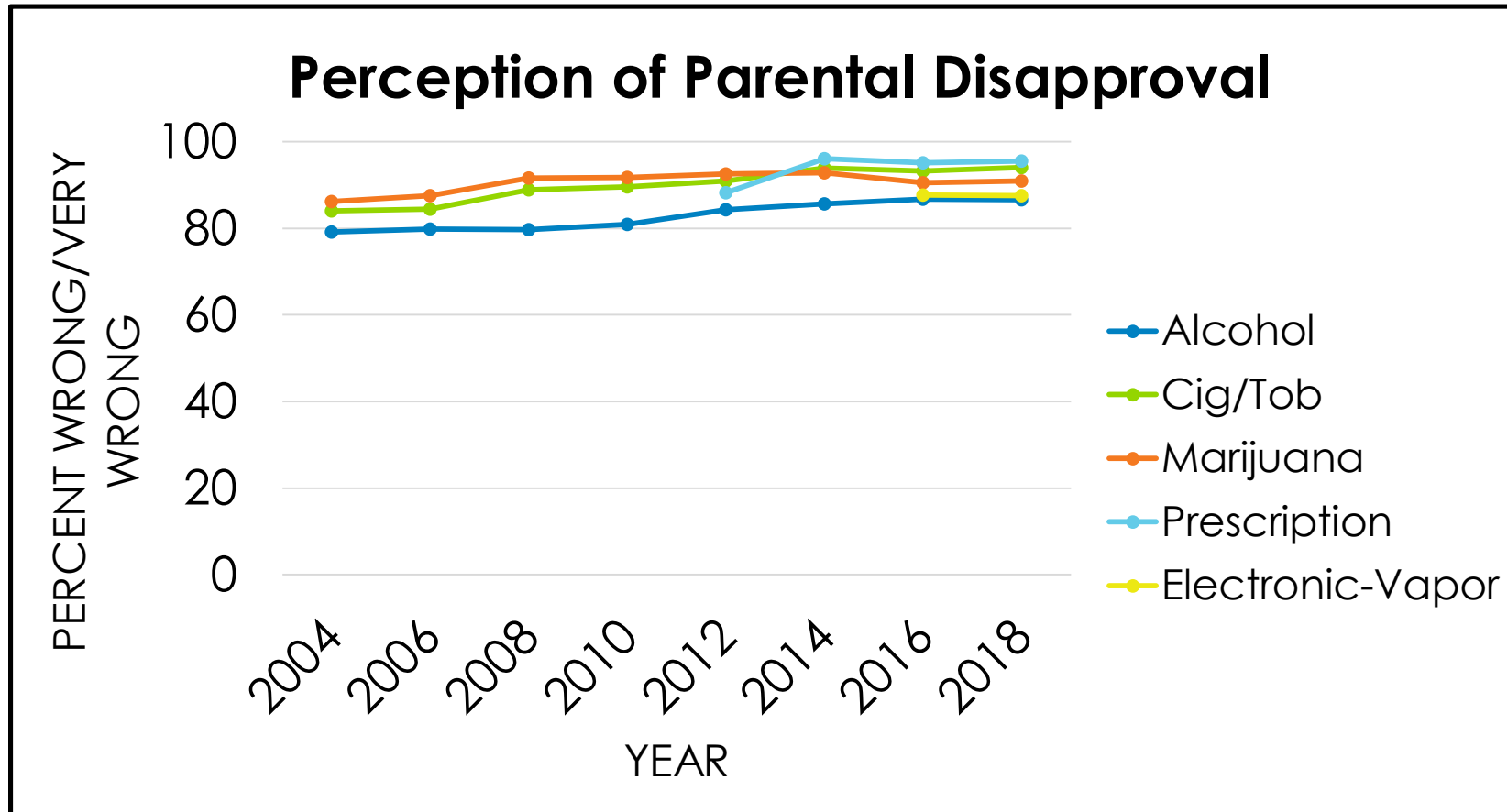


# Perception of Parental Disapproval

2018 Student Drug Use Survey	Wrong/Very Wrong
Alcohol	86.6%
Cigarettes/Tobacco	94.1%
Marijuana	90.9%
Prescription Drugs	95.6%
Electronic-Vapor	87.5%



# Record High Levels of Parental Disapproval



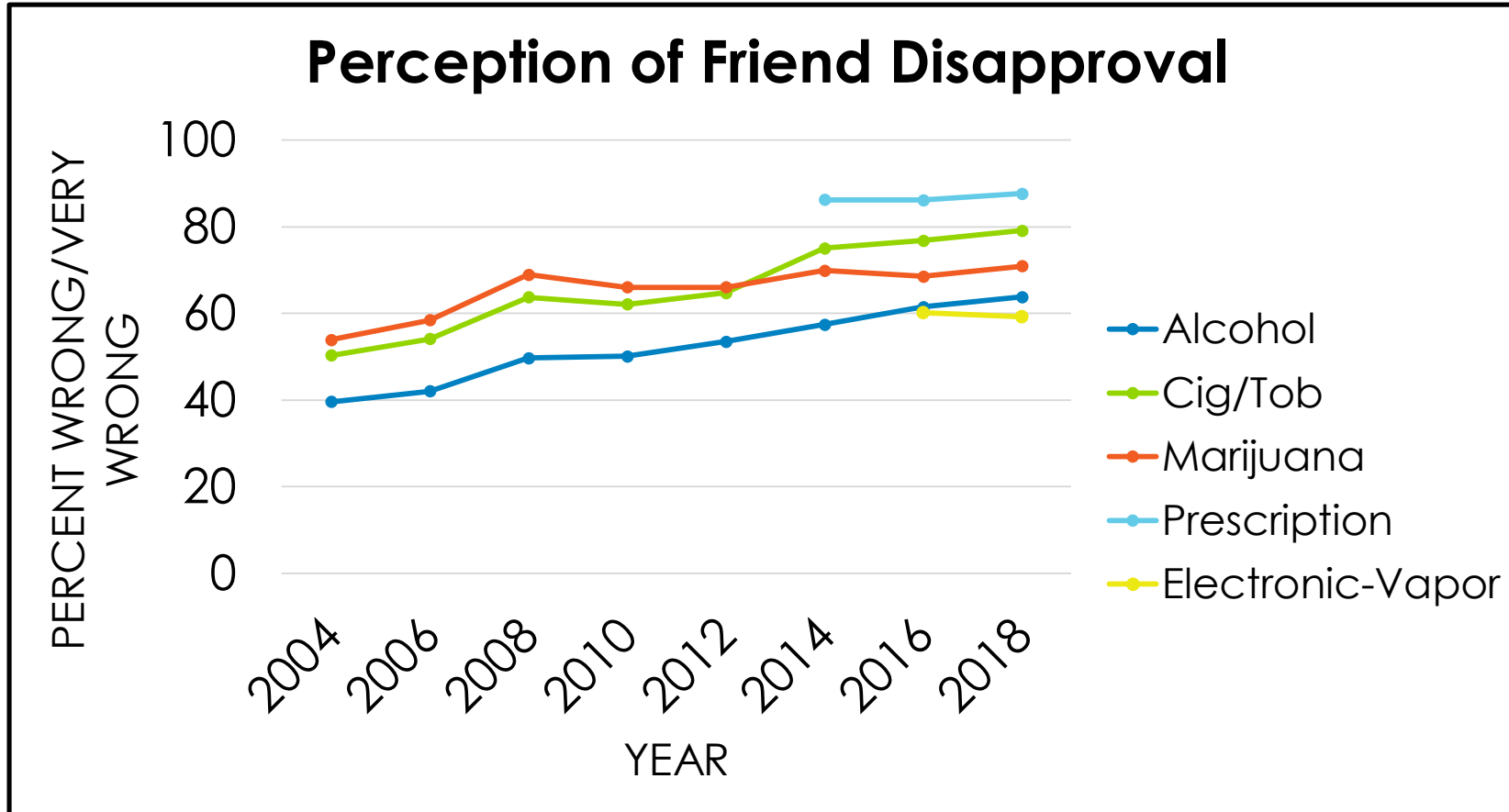


# Perception of Friend Disapproval

2018 Student Drug Use Survey	Wrong/Very Wrong
Alcohol	63.8%
Cigarettes/Tobacco	79.1%
Marijuana	70.9%
Prescription Drugs	87.6%
Electronic-Vapor	59.2%



# Record High Levels of Friend Disapproval

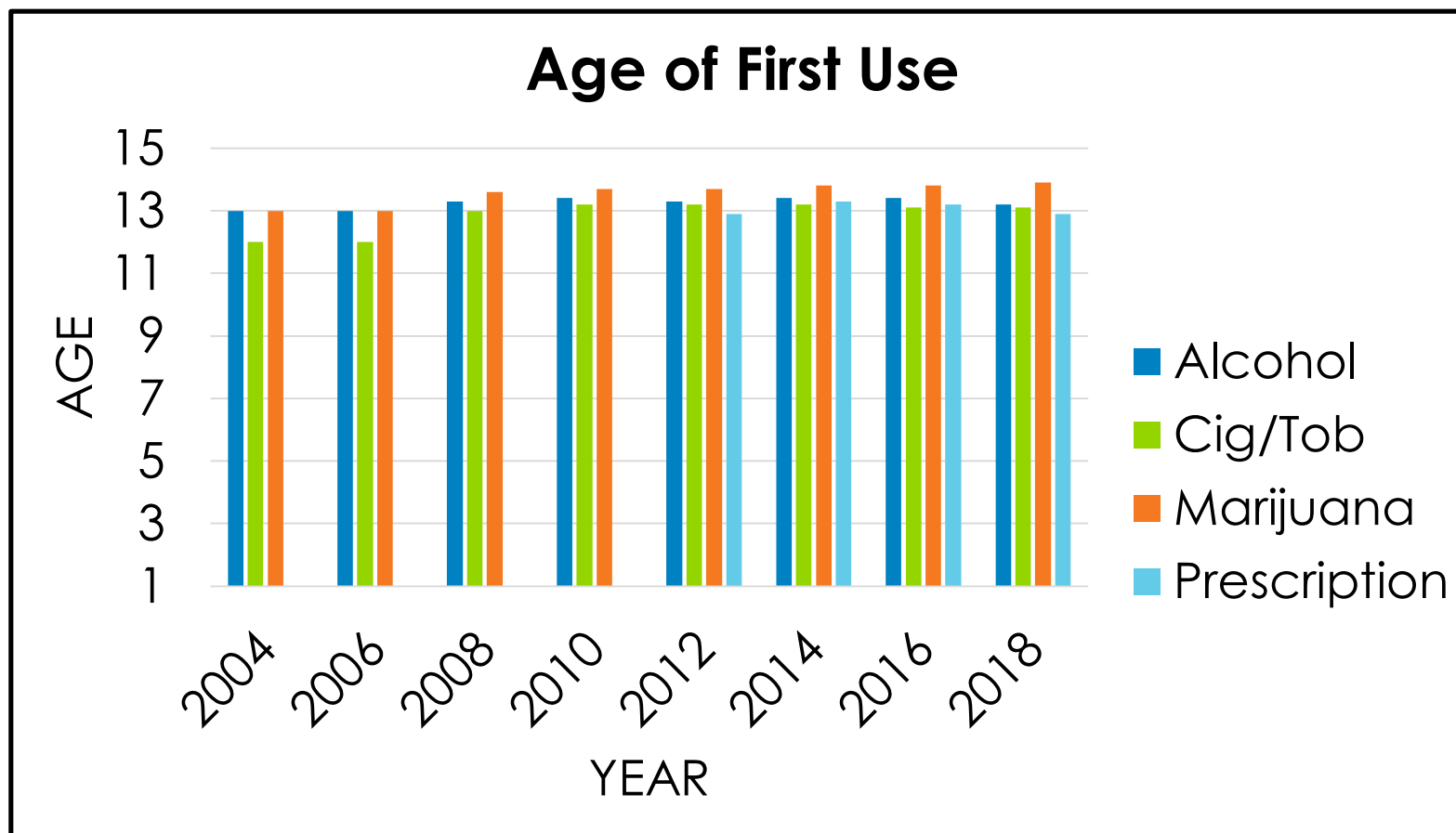


# Age of First Use

2018 Student Drug Use Survey	Average Age Students Report First Using a Substance
Alcohol	13.2 yrs.
Cigarettes/Tobacco	13.1 yrs.
Marijuana	13.9 yrs.
Prescription Drugs	12.9 yrs.



# 13 is a Pivotal Age

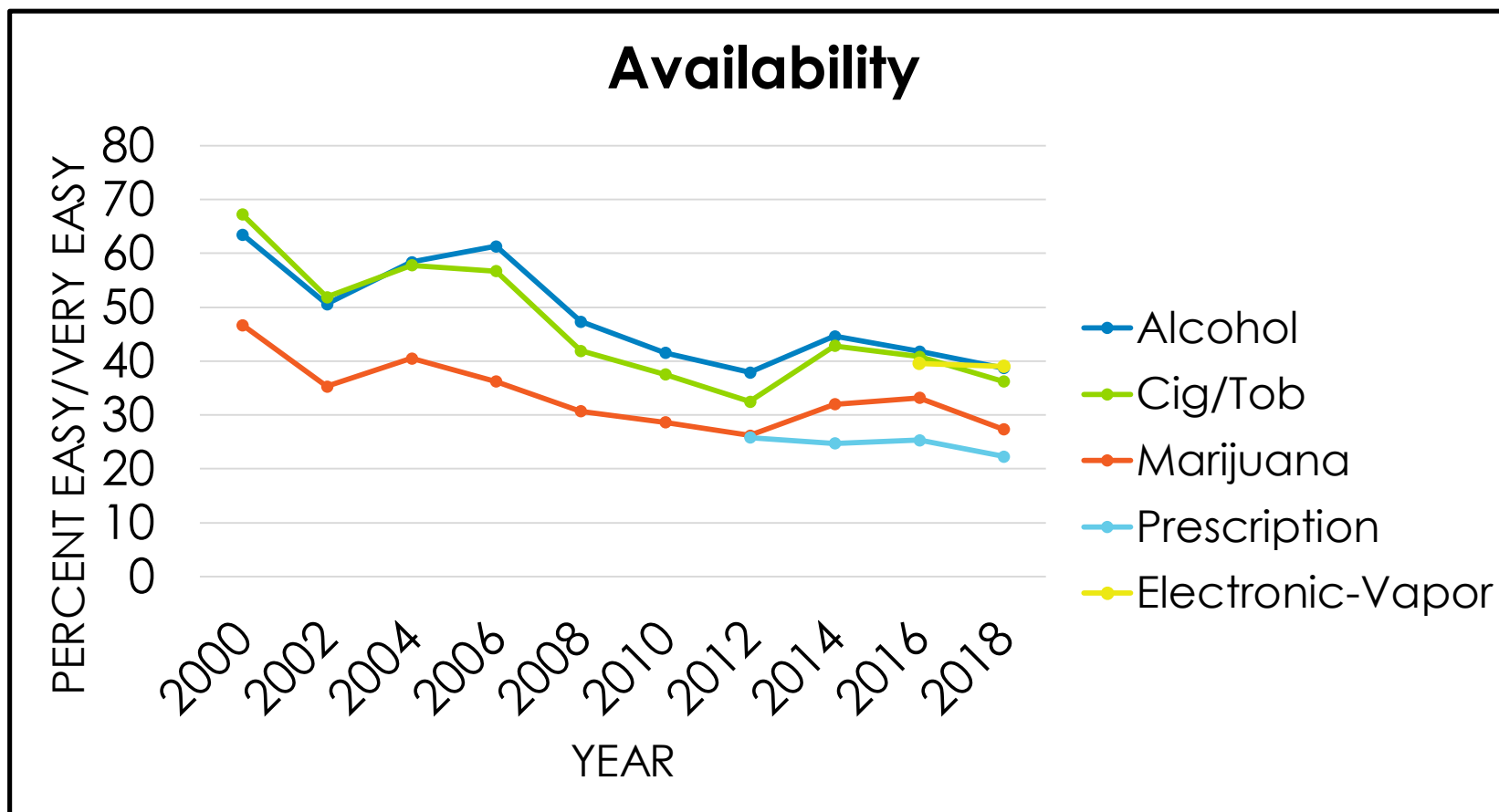


# Availability

<b>2018 Student Drug Use Survey</b>	<b>Fairly Easy/Very Easy</b>
Alcohol	38.7%
Cigarettes/Tobacco	36.2%
Marijuana	27.3%
Prescription Drugs	22.3%
Electronic-Vapor	39.0%



# Be Vigilant on Access and Availability



# Protective Factors – Less Likely to Use

- Parents set clear rules about using alcohol/drugs
- Teachers talk about dangers of alcohol/drugs
- Attend church/synagogue/mosque
- Parents punish when alcohol/drug rules are broken
- Schools set clear rules on using alcohol/drugs during school/school functions
- Parents talk about dangers of alcohol/drugs
- Participate in school activities
- Participate in community activities



# Risk Factors – More Likely to Use

- Friends use alcohol
- Been to a party where alcohol was available
- Been to a party where marijuana/illicit drugs were available
- Friends use marijuana
- Friends use tobacco
- Been to a party where prescription drugs were available





# Areas of Concern

- Early age of first use
- Vaping has surpassed marijuana use
- Peer influence
- Social access and availability
- Increased exposure in young adulthood



# Upcoming Deep Dive Analysis

- Alcohol/Binge Drinking
- Tobacco/Electronic-Vapor
- Marijuana
- Opioids/Prescription Drugs
- Gambling
- Risk & Protective Factors
- School Climate
- Other Health and Wellness Behaviors



# Concluding Messages

- Collaboration is effective and necessary if we are to continue to drive drug use rates down.
- Use continues to decline – fewer students are regular users than in 2000.
- Protective factors continue to keep our teens healthy and thriving.
- Continue to move forward and enhance our efforts to aggressively address community risk factors.



# Questions

- Thank you to our partners who helped to fund the survey
- Thank you to all our partners who are doing their part to bring prevention to our community

