

How to Better Utilize Data For Your Coalition

Sarah Sawmiller, MPH, CHES, OCPS
Manager, Evaluation, *PreventionFIRST!*

Housekeeping Notes:

- Continuing education will only be awarded for those who view the live session
- You must attend the entire training to receive continuing education hours
- Post-event evaluation surveys are required to receive continuing education
- For CHES credits, you must provide your CHES ID in the post-event evaluation survey
- You will receive your certificate for continuing education by email within **30 days** of this training



Student Survey

2022 Regional Findings

Survey Methodology

- Modified version Pride Surveys' questionnaire
- Administered every two years - 12th cycle since 2000
 - Collected September 15, 2021 – December 17, 2021
- Both online and paper versions
- 26,260 seventh through twelfth grade students from 60 schools completed the survey.
- Respondents from public & private schools across 4 counties in southwest Ohio.



2022 Results & Trends

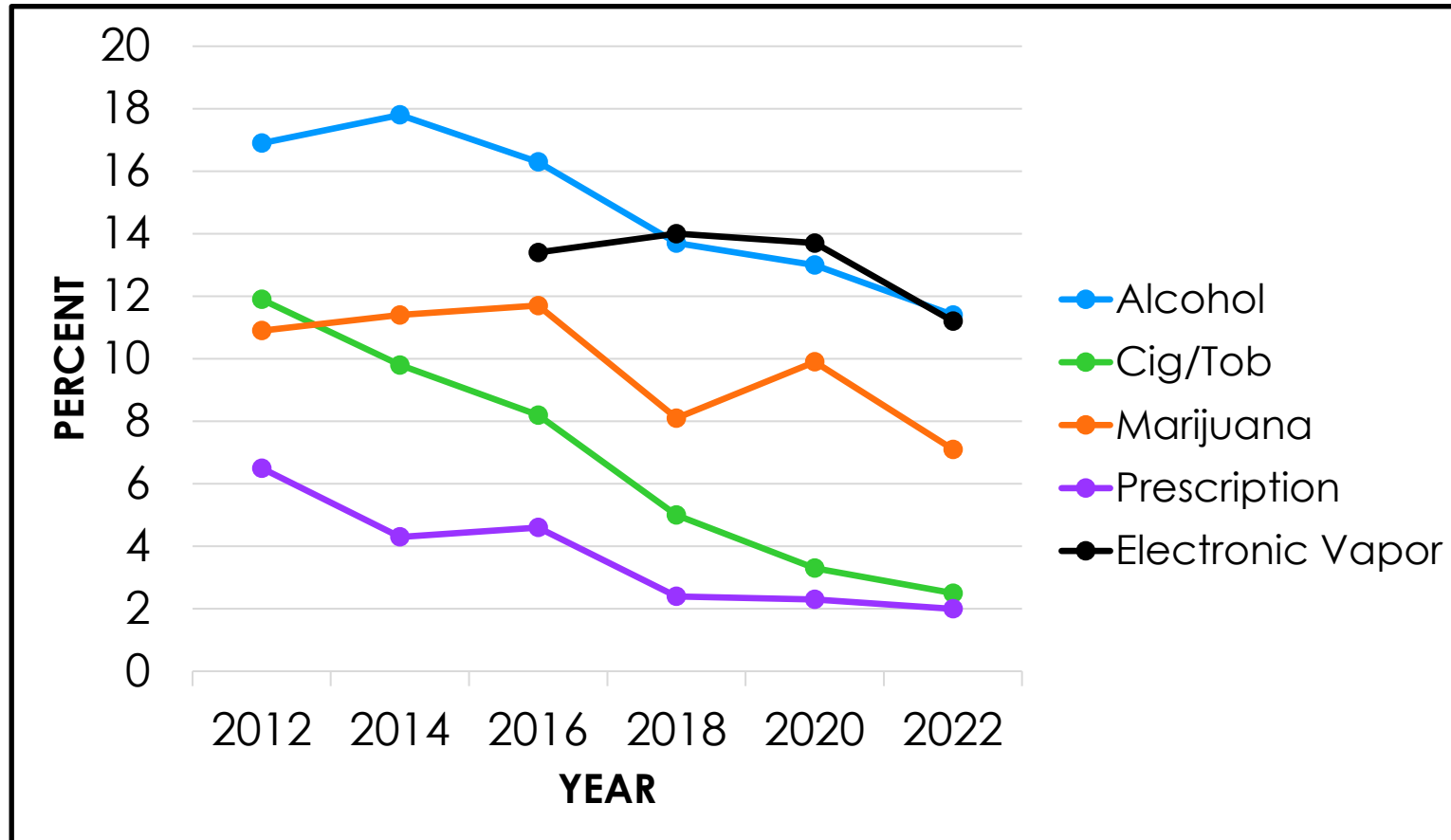


Prevalence of Use

2022 Student Survey	During the past 30-Days...
Alcohol	11.4%
Electronic-Vapor	11.2%
Marijuana	7.1%
Cigarettes	2.5%
Prescription Drugs	2.0%



30-Day Use of Alcohol, Cigarettes, Marijuana, Prescription Drugs and Vaping

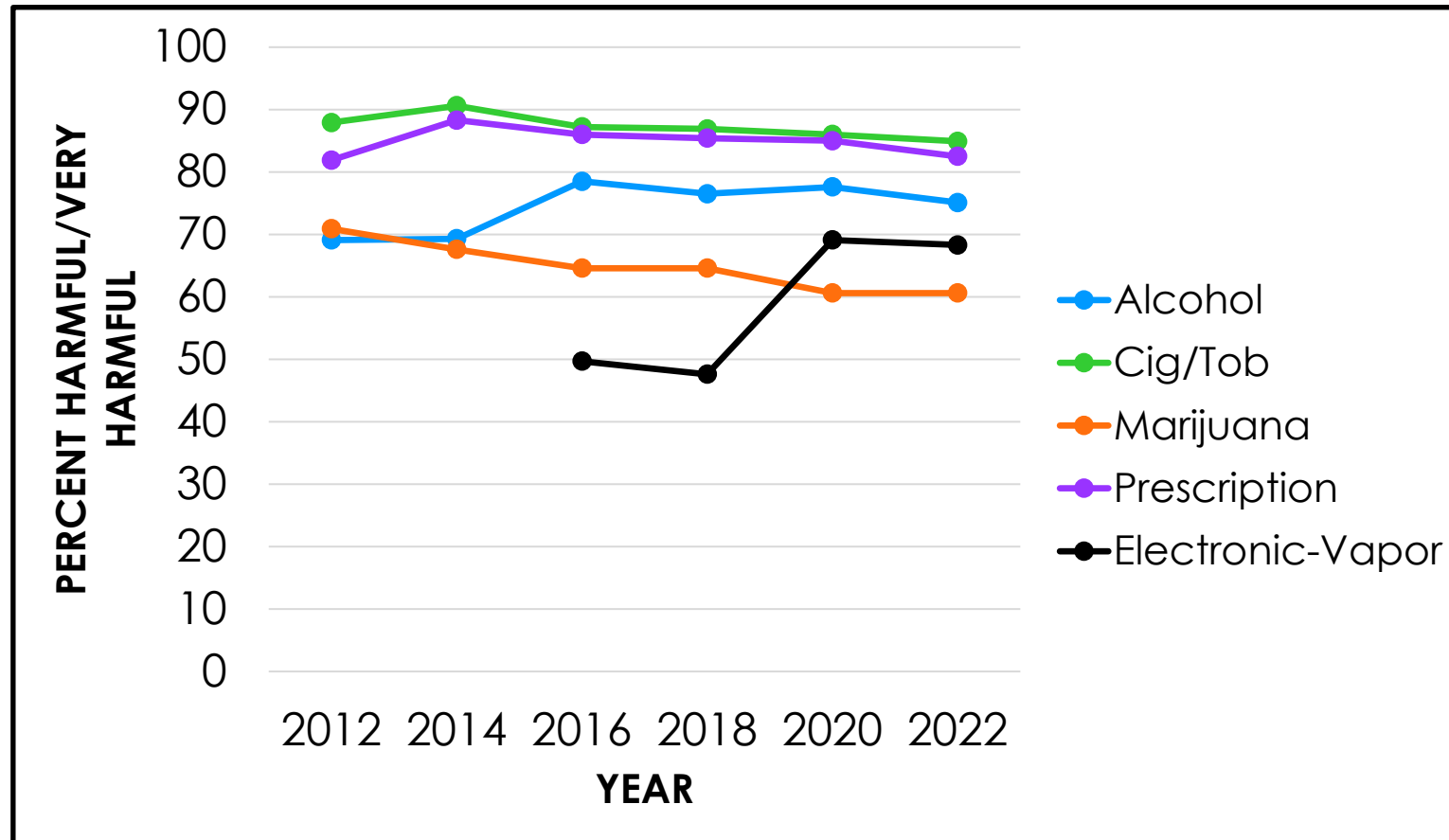


Perception of Harm

2022 Student Survey	Harmful/Very Harmful
Alcohol	75.1%
Tobacco	84.9%
Marijuana	60.6%
Prescription Drugs	82.5%
Electronic-Vapor	68.3%



Perception of Harm

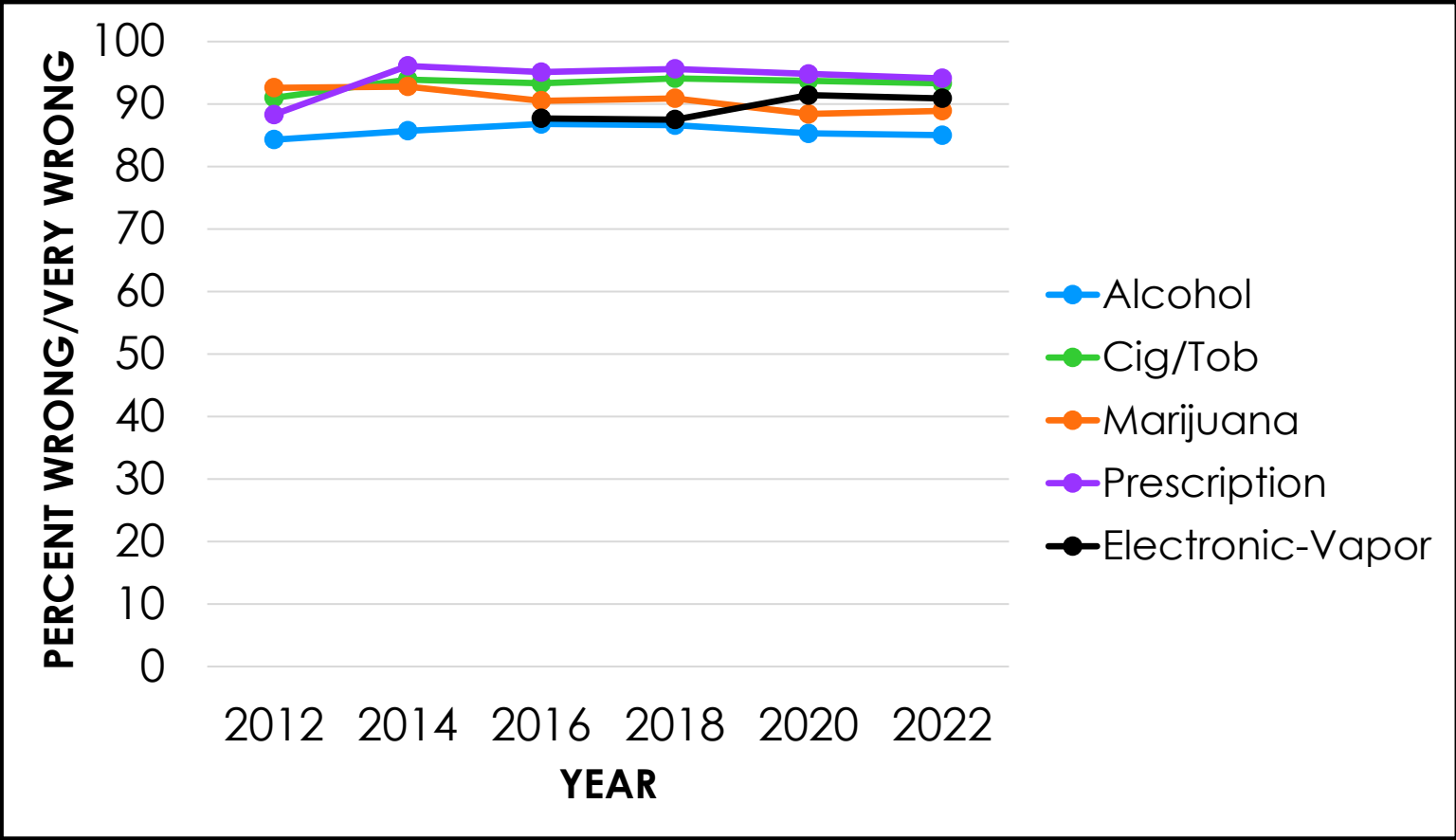


Perception of Parental Disapproval

2022 Student Survey	Wrong/Very Wrong
Alcohol	85.0%
Cigarettes/Tobacco	93.3%
Marijuana	88.9%
Prescription Drugs	94.1%
Electronic-Vapor	90.9%



Perception of Parental Disapproval

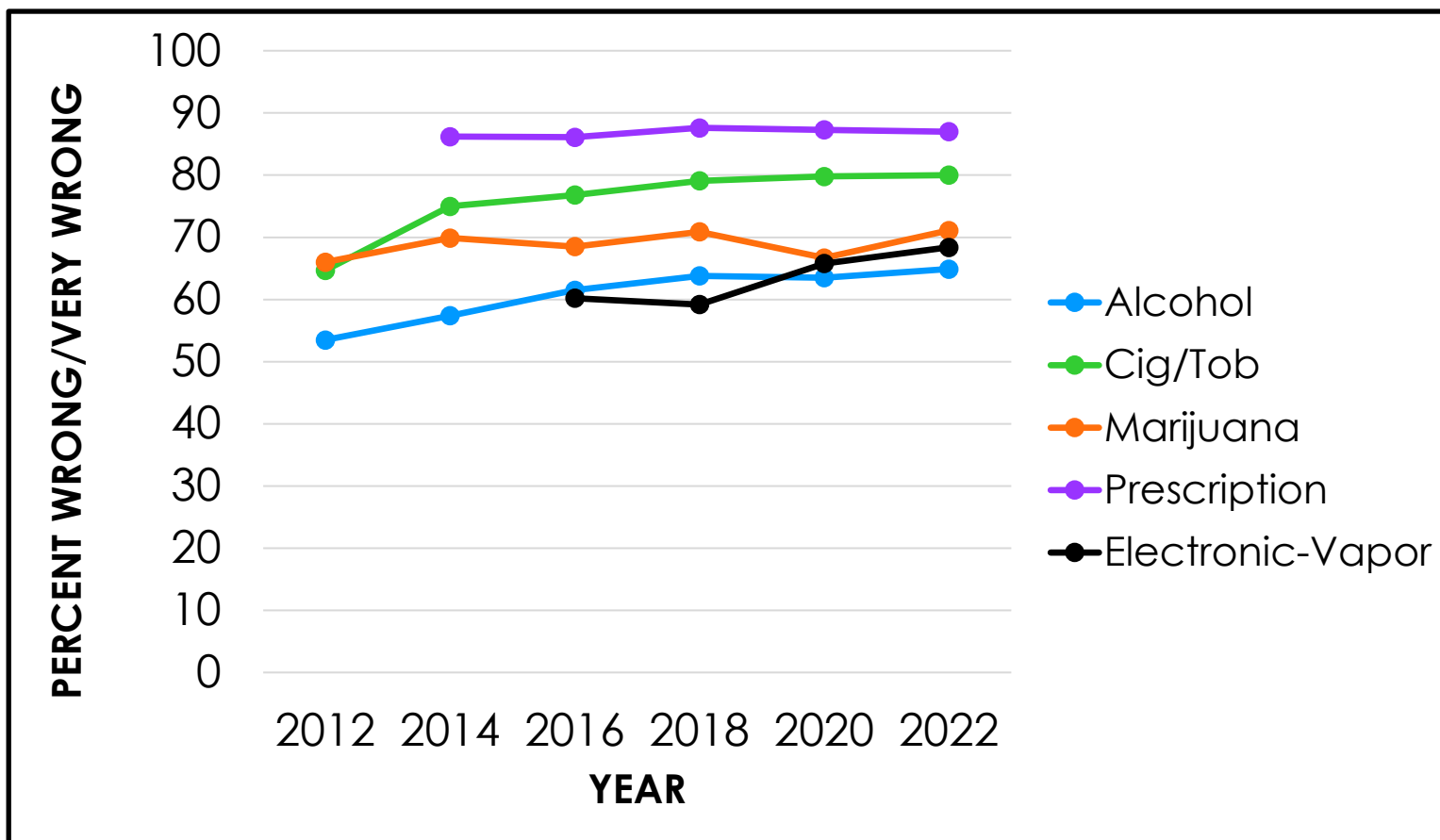


Perception of Friend Disapproval

2022 Student Survey	Wrong/Very Wrong
Alcohol	64.9%
Cigarettes/Tobacco	80.0%
Marijuana	71.1%
Prescription Drugs	87.0%
Electronic-Vapor	68.4%



Perception of Friend Disapproval



Feelings in the last 30 days

2022 Student Survey	All/ Most of the Time
Nervous or anxious	38.8%
Depressed, sad, or hopeless	24.1%
A desire to be alone all the time (avoiding people and activities)	29.2%



Setting Goals



Involvement/ Engagement

MEASURE	OFTEN/A LOT	ACTION ITEMS
Do you take part in community activities	20.3%	
Do you attend church, synagogue, mosque, etc.?	24.6%	
Are you aware of a drug prevention coalition in your neighborhood?	20.9%	
Involvement in ATOD Prevention activities	4.6%	
I can discuss my personal problems with one adult outside of my home and school.	33.8%	



Community Availability

MEASURE	FAIRLY/ VERY EASY TO GET	GETS FROM STORE
Cigarettes, smokeless tobacco, etc.	25.7%	1.1%
Electronic-Vapor Products	34.1%	2.8%
Alcohol	31.5%	2.3%
Marijuana	21.9%	0.8%
Prescription Drugs	18.0%	0.6%

Action Items:	
----------------------	--



Family Engagement

MEASURE	OFTEN/ A LOT	ACTION ITEMS
Do your parents talk with you about the dangers of tobacco, alcohol, and drug use?	43.7%	
Do your parents set clear rules for you about using alcohol and drugs?	76.1%	
Do your parents punish you when you break the rules about using alcohol and drugs?	68.4%	
I can discuss my personal problems with at least one adult in my home	51.9%	



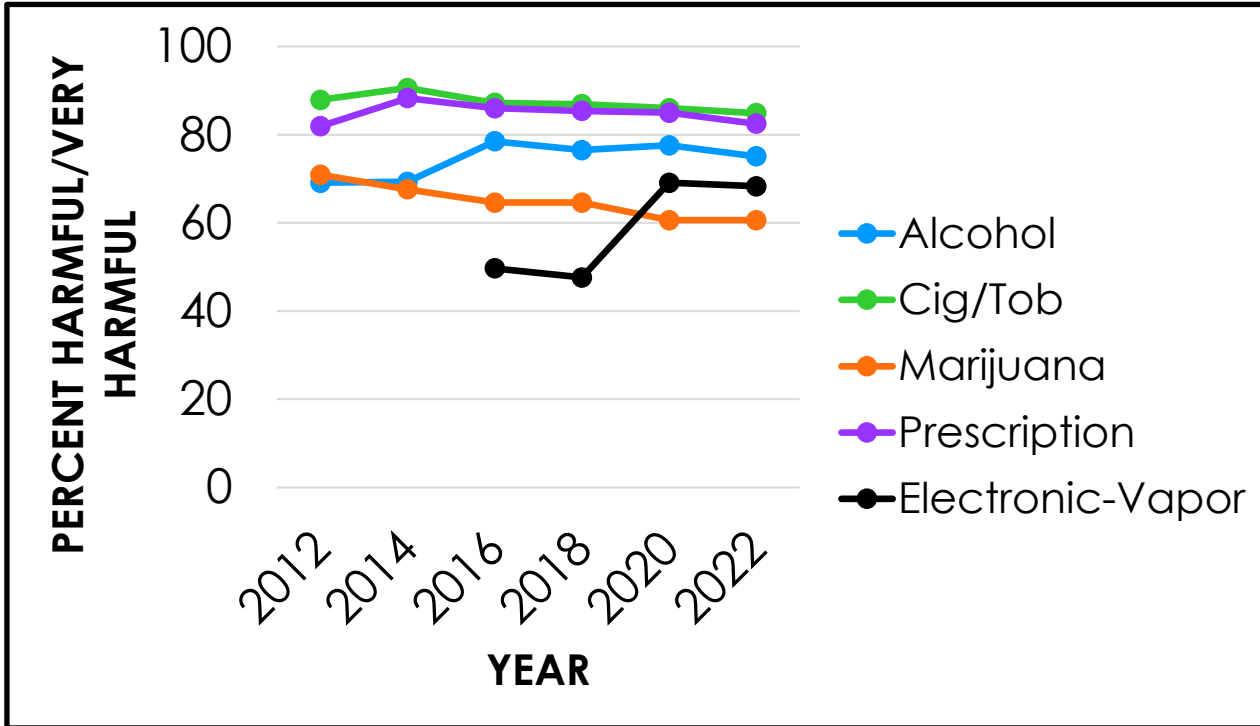
Social and Emotional/ School Climate

MEASURE:	OFTEN/ ALOT	ACTION ITEMS
Do you get into trouble at school?	3.4%	
Do you take part in school sports teams?	38.0%	
Do you take part in school activities such as band, clubs, etc.?	29.7%	
I can discuss my personal problems with at least one adult at school.	27.7%	
I can discuss my personal problems with at least one friend.	61.4%	
My emotions cause problems in my life at school.	25.1%	



Recognizing & Celebrating Your Work





From 2018 – 2020, PreventionFIRST!

- Created a vaping peer to peer curriculum, *All About that Vape*
- Partnered with multiple School Districts, some for the first time
- Served thousands of youth from 5th-12th grade
- And the outcome was a 21.5% increase in students' reported perception of harm.



What Are Your Accomplishments?



Questions

Sarah Sawmiller, Program Manager of Evaluation

ssawmiller@prevention-first.org

513-751-8000 x17



Post Training Info:

- The recording and supplemental materials will be available on the PreventionFIRST! website under **TrainingHUB**.

- Please complete the evaluation survey here:

- STAY CONNECTED:



[@PreventionFIRST](https://www.facebook.com/PreventionFIRST)



[@PrevFIRST](https://twitter.com/PrevFIRST)

prevention-first.org

